







Legend

-  Player spectator access onto oval
-  Floodlights
-  Goal back netting
-  Oval perimeter fence with chain-mesh infill

1. Formalise the reserve access road and install a sealed path from Minerva Close
2. Seal the car park (30 spaces) and include a passenger drop-off zone adjacent to the pavilion
3. Relocate or remove the existing water tank
4. Upgrade and extend the pavilion to include a larger social room, accessible toilets, relocated and extended kitchen, covered spectator viewing platform, and female friendly change rooms
5. Relocate westward and upgrade the fenced playground, and include bench seating
6. Retain reserve gate
7. New unsealed car park (10 spaces) and install a gate to permit controlled access for council maintenance vehicles
8. Extend the sealed road behind the goals and install a raised crossing further to the west to connect the oval and the pavilion
9. Install an oval perimeter fence with chain-mesh infill (orange line on the plan) to restrict access to and from the oval to three locations as shown, and to also prevent cricket balls from entering the canal
10. Retain informal gravel road and car parking between the trees
11. New gravel road with turnaround bowl
12. New electronic scoreboard
13. Retain as open space and utilise for overflow car parking, as required
14. New unsealed path around the oval and connecting to existing pedestrian bridges over the canals
15. Upgrade the cricket practice facility, and install a 4th lane when demand exists
16. Replace the existing buildings with one new structure closer to the oval that includes an equipment store, timekeeper room, first aid room, an open BBQ area, and spectator shelter
17. Realign the gravel road around the new building and spectator shelter
18. Strengthen the tree planting throughout the reserve (location subject to further investigation)

Collendina Reserve Master Plan **DRAFT**

